

New polyisobutylene stars

XI. Synthesis and characterization of allyl-telechelic octa-arm polyisobutylene stars *

Sunny Jacob, Istvan Majoros, Joseph P. Kennedy**

The Maurice Morton Institute of Polymer Science, The University of Akron,
Akron, OH 44325-3909, USA

Received: 17 July 1997/Revised version: 11 September 1997/Accepted: 19 September 1997

Abstract

The synthesis and characterization of a novel star comprising eight allyl-terminated polyisobutylene (PIB) arms radiating from a calix[8]arene core is described. The synthesis was accomplished by a core-first method, by inducing the living polymerization of isobutylene (IB) by a suitably functionalized calix[8]arene initiator (**1**) in conjunction with BCl_3 - TiCl_4 coiniciators, and terminating the growth of the living PIB^\oplus arms by allyltrimethylsilane. The relative concentrations of BCl_3 and TiCl_4 are critical for the synthesis of well-defined 8-arm stars. Characterization of the products (which included triple detector GPC studies and ^1H NMR spectroscopy) indicated quantitative allylation. A mechanism which summarizes the experimental observations is proposed.

Introduction

As part of our ongoing research on the synthesis of useful and novel isobutylene (IB)-based stars [1], we became interested in the preparation of well-defined multi-arm star polyisobutylenes (PIB) carrying functional groups at the end of the arms. The synthesis by a core-first strategy of well-defined octa-arm PIB stars by the use of the octafunctional initiator 5,11,17,23,29,35,41,47-(2-Methoxypropyl)-49,50,51,52,53,54,55,56-octamethoxycalix[8]arene (**1**) in conjunction with BCl_3 - TiCl_4 coiniciators has been reported [2,3]. Here we give new insight into: (i) the conformation of the initiator **1** generated by computer modeling, (ii) the use of BCl_3 for initiation (Stage I) and subsequent use of TiCl_4 after the start of the polymerization (Stage II) for the synthesis of monomodal narrow dispersity *tert*-Cl end-capped octa-arm stars, and (iii) the versatility of the core-first approach for the preparation of allyl-functionalized octa-arm stars.

* For paper X of this series see S. Asthana, I. Majoros, and J. P. Kennedy, Polym. Mat. Sci. Eng., 77, 187 (1997).

** Corresponding author

Experimental

Materials

The materials for the synthesis of initiator **1** as well as for stars comprising a calix[8]arene core and eight PIB arms capped by *tert*-Cl have been described [2,3]. Allyltrimethylsilane (ATMS) (Aldrich) was used as received.

Preparation of Allyl Functionalized Octa-arm PIB Stars by the Use of the I/BCl₃-TiCl₄ Initiating System

The overall methodology of IB polymerization by a two-stage procedure has been described [2]. The terminal allyl-functionalization of the living PIB[⊕] arms was carried out by adapting a procedure developed in our laboratories [4]. Stock solutions of initiator, dimethylacetamide (DMA), di-*tert*-butylpyridine (DtBP), and BCl₃ were prepared in CH₃Cl, and TiCl₄ in hexanes. In Stage I, the addition sequence of the reactants was: initiator (**1**), CH₃Cl, IB (1 mL), DMA, DtBP, and BCl₃. After polymerizing for 60 minutes, hexanes, TiCl₄, and the balance of IB were added. The ultimate CH₃Cl:hexanes ratio (v/v) was 40:60. ATMS (~ 100 fold excess relative to the PIB[⊕] chain end) was added when IB conversions reached ~95%. After 60 minutes the charge was poured into an excess of chilled methanol, the product separated, redissolved in hexanes, washed with water and methanol, and finally reprecipitated into methanol. See also first footnote under Table 1.

Characterization

¹H NMR spectra (~30 mg sample in CDCl₃) were recorded by a Varian Gemini-300 (with 10 000 FIDs) or Varian-600 (64 FIDs) spectrometer using standard 5 mm tubes at room temperature. Molecular weights were determined by GPC (Waters Co.) equipped with a series of five μ-Styragel columns (100, 500, 10³, 10⁴, and 10⁵), a RI detector (Waters 410 Differential Refractometer), a UV detector (440 Absorbance Detector), and a laser light scattering (LLS) detector (Wyatt Technology). The methodology has been described [2]. The dn/dc values were obtained by using an Optilab 903 (Wyatt Technology) instrument as specified [2]. The number of arms were determined by core-destruction [2]. Modeling studies were carried out by using a CS Chem 3D software. The energy minimizations were based on MM2 force field with an RMS gradient of 0.001.

Results and Discussion

A. Computer Modeling of **1**

The synthesis of initiator **1** involved the introduction of -C(CH₃)₂OCH₃ groups at the ‘upper-rim’ of 5,11,17,23,29,35,41,47-octaacetyl-49,50,51,52,53,54,55,56-octamethoxycalix[8]arene [2]. Figure 1 (a) and (b) show structural formula of **1** and the minimum energy structure generated by computer modeling, respectively. The three-dimensional structure obtained by modeling shows that the initiating methoxy sites in **1** are sterically unhindered. The molecule possesses an ellipsoidal shape with a preferred 1,2 alternate arrangement for the aryl rings. The ¹H NMR spectrum of **1** [2] showed a broad singlet for methylene bridge

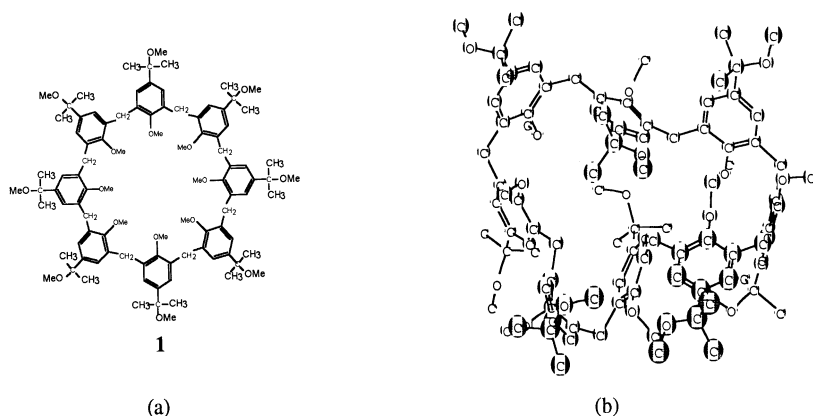


Fig. 1. Structure of initiator **1**: (a) two-dimensional structure; (b) minimum energy structure (hydrogen atoms omitted).

protons which is indicative of rapidly interconvertible conformations [5]. The quantitative functionalization of the ‘upper-rim’ is critical for the preparation well-defined octa-arm stars by **1**.

B. The Effect of $BCl_3/TiCl_4$ Ratio on Product Uniformity

Results of earlier research [7,8] on IB polymerization with BCl_3 - $TiCl_4$ mixtures greatly helped our efforts to find conditions for the synthesis of well-defined PIB stars by **1**. Similarly to previous results, we have found that the $BCl_3/TiCl_4$ ratio controls the outcome of the synthesis, however, in contrast to earlier work in which premixed $BCl_3/TiCl_4$ systems were used [8], desirable narrow dispersity products formed only when the BCl_3 and $TiCl_4$ coinitiators were added in sequence in two-stages and only in the presence of well-chosen BCl_3 - $TiCl_4$ concentrations [2]. The data in Figure 2 illustrate the criticality of BCl_3 and $TiCl_4$ concentrations. $TiCl_4$ alone leads to gel and/or multimodal products (see Fig. 2 (a)-(c)). The use of too low $TiCl_4$ concentrations yields low conversions (~25%) and broad molecular weight distribution products (Fig. 2(a)). By increasing the $TiCl_4$ concentration, higher conversions can be obtained, however, the products are ill-defined and contain gel (Fig. 2 (b)-(c)). Similarly unsatisfactory results were obtained either by the use of mixed $BCl_3/TiCl_4$ systems or when insufficient amounts of BCl_3 were used in conjunction with $TiCl_4$ in two stages (Fig. 2(d)).

In contrast, well-defined narrow dispersity stars, $\overline{M}_w/\overline{M}_n \sim 1.1$, can be prepared by inducing the polymerization with relatively higher concentrations of BCl_3 and $TiCl_4$ used in sequence. For example, by the use of ~0.026 M BCl_3 (Stage I) and continuing the reaction by the addition of ~0.079 M $TiCl_4$ (Stage II) gave monomodal narrow dispersity product (see Fig. 2(e)) [2,3]. Evidently, in this system the sequential addition of BCl_3 and $TiCl_4$ is necessary to obtain desirable product characteristics (this aspect of our findings is further discussed in Section D).

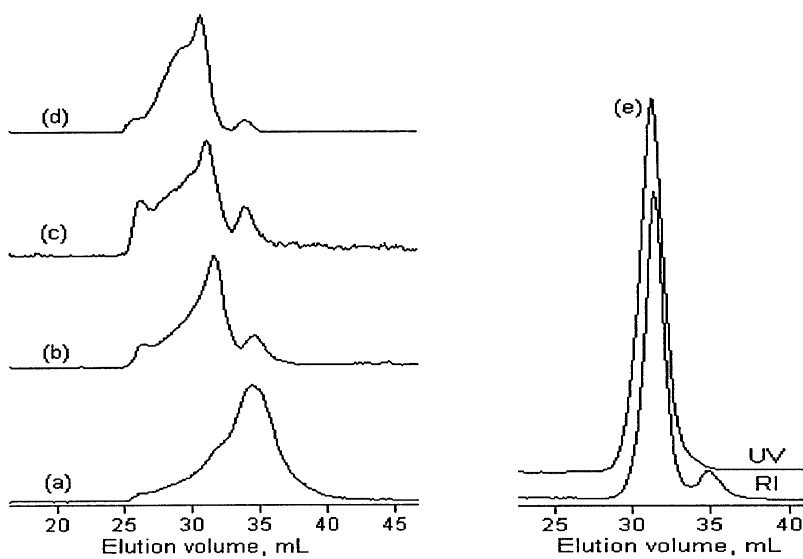


Fig. 2. GPC (RI) traces of products obtained at different coinitiator concentrations (in M) $\text{BCl}_3/\text{TiCl}_4$: (a) 0/0.059; (b) 0/0.079; (c) 0/0.12; (d) 0.01/0.079; (e) 0.026/0.079.

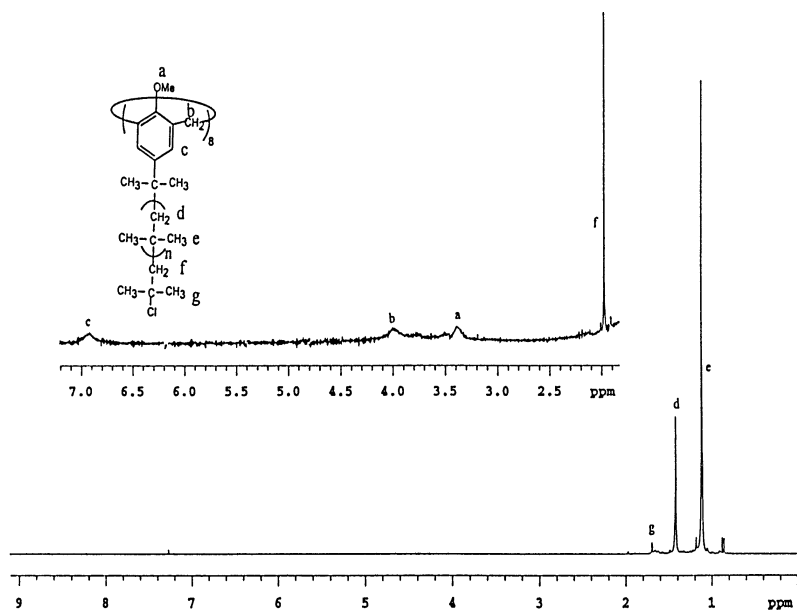


Fig. 3. ^1H NMR (300 MHz) spectrum of *tert*-Cl end-capped octa-arm PIB star ($\overline{M}_w = 3.76 \times 10^4$ g/mol) containing a calix[8]arene core.

C. Characterization of Stars.

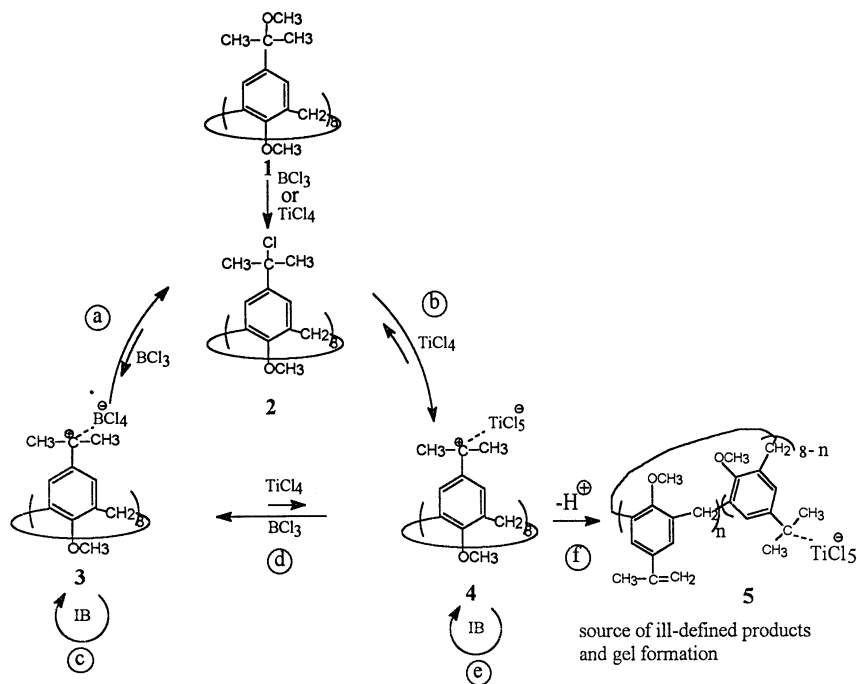
The PIB stars were characterized by GPC (triple detector), ^1H NMR spectroscopy, and core-destruction experiments [2]. GPC(LLS) results showed the formation of stars having molecular weights slightly higher than theoretical values. Core-destruction [2] experiments indicated the presence of number of arms close to the theoretical value of 8. To facilitate the interpretation of ^1H NMR spectra, low-molecular weight stars were prepared. Figure 3 shows the ^1H NMR spectrum of a virgin sample indicating resonances at $\delta=1.95$ and $\delta=1.65$ ppm, characteristic of protons of the terminal $-\text{CH}_2-\text{C}(\text{CH}_3)_2-\text{Cl}$ group [8]. Absence of resonances at $\delta\sim 4.6$ and $\delta\sim 4.8$ ppm characteristic of terminal unsaturation further indicates that the arms carry *tert*-Cl end groups. The functionality of the star was calculated by comparing the integrated peak area of core protons (aromatic ($\delta=6.8$ ppm), $-\text{CH}_2-$ ($\delta=4.0$ ppm)) to the chain end protons ($-\text{CH}_2-$ ($\delta=1.95$ ppm), and $-\text{CH}_3$ ($\delta=1.65$ ppm)). This procedure gave ~ 8.1 arms per core, after correcting for the presence of $\sim 10\%$ linear contaminant (see Fig. 2(e), ~ 35 mL); the origin of this contaminant has been explained [2]. Specifically, the origin of this linear product is believed to be polymer which arose by the $\text{Cl}_2\text{BCH}_2\text{C}(\text{CH}_3)\text{Cl}$, which in turn arose by chloroboration of IB by BCl_3 . Thus ^1H NMR spectroscopy provides direct proof for the formation of the sought *tert*-Cl telechelic octa-arm stars.

D. Mechanism of Star Synthesis by BCl_3 - TiCl_4 Coinitiators

The experimental observations can be explained by the mechanism shown in Scheme 1 together with the following discussion: The initial event is the formation of **2** from **1** (under the influence of BCl_3 or TiCl_4 [9]) which in the presence of excess BCl_3 gives **3**. The existence of an equilibrium between dormant and active species such as **2** and **3** in living IB polymerization has been discussed in detail [9]. The ionicity of the active form **3** and its position in the Winstein spectrum [9] depend on experimental conditions (i.e., nature and concentration of the coinitiator, additives (e.g., organic bases), temperature, solvent polarity, etc.). During Stage I of the polymerization the active intermediate **3** undergoes slow propagation by route \textcircled{C} to give stars with oligomeric arms. The equilibrium \textcircled{B} between the living **3** and dormant **2** is rapid with the dormant species **2** predominating. Thus the symbol **2** stands not only for the initially formed *tert*-benzylic chloride (shown) but also for stars carrying relatively low molecular weight *tert*-chlorine ended PIB arms [i.e., $1(\sim\sim\sim\text{CH}_2-\text{C}(\text{CH}_3)_2-\text{Cl})_8$]. The reverse reaction of \textcircled{B} is very rapid due to the highly unstable BCl_4^\ominus , thus deprotonation of **3** or the deprotonation of the equivalent low molecular weight stars $1(\sim\sim\sim\text{CH}_2-\text{C}(\text{CH}_3)_2^{\delta\oplus} \text{---} \text{BCl}_4^{\delta\ominus})_8$ are absent.

Stage II starts with the introduction of TiCl_4 which rapidly converts dormant **2** into active species **4** which in turn undergoes relatively fast propagation by \textcircled{C} ; the rate of \textcircled{C} is higher than that of \textcircled{B} . Also competing with \textcircled{C} is rapid counter anion exchange by path \textcircled{D} [$(\text{TiCl}_5^\ominus + \text{BCl}_3 \rightleftharpoons \text{TiCl}_4 + \text{BCl}_4^\ominus)$ [7]] which converts **4** via **3** to the dormant form **2**.

In the course of Stage II, processes $\textcircled{B} \rightarrow \textcircled{C} \rightarrow \textcircled{D} \rightarrow \textcircled{B}$ occur in rapid succession and produce the sought stars with *tert*-chlorine ended PIB arms. During Stage II propagation via \textcircled{C} is relatively unimportant. Also the extent of deprotonation (process \textcircled{D}) is negligible because the rate of this process is low relative to processes \textcircled{B} and \textcircled{C} [7]. Hence BCl_3 serves two purposes: (i) it ensures complete initiation in Stage I, and (ii) it stabilizes the chain end in Stage II by reducing the life-time of the relatively long-lived $\text{PIB}^\oplus\text{TiCl}_5^\ominus$ ion-pairs through counter anion exchange, and thus rapidly produces stars with *tert*-Cl end functionalized arms [i.e., $1(\sim\sim\sim\sim\text{CH}_2-\text{C}(\text{CH}_3)_2-\text{Cl})_8$].

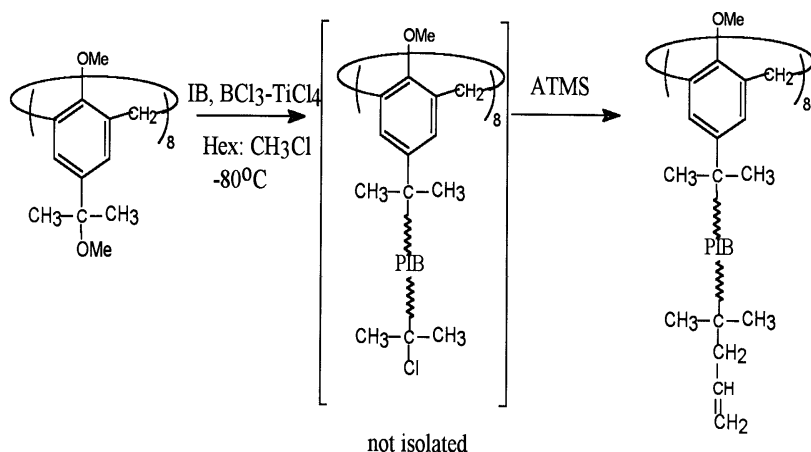


Scheme 1. Mechanism of Synthesis of *tert*-Cl Telechelic PIB Stars by the Use of BCl_3 - TiCl_4 Coinitiators.

In contrast, if TiCl_4 is used alone the polymerization proceeds only by $\text{D} \rightarrow \text{E}$ and D . Since TiCl_5^+ is more stable than BCl_4^- [7], active intermediate **4** is longer lived than **3**, and will undergo facile proton elimination (process D) to form undesirable structures akin to **5** having α -methylstyrene-type groups. Similar isopropenyl-terminated structures may also arise from growing PIB^+ arms by proton elimination (chain transfer). Copolymerization of such double bonds during star formation will lead to high molecular weight stars and/or gel. The broad molecular weight products and/or gels observed even at low IB conversions ($\sim 25\%$) indicate that they form primarily due to the interaction of **5** with growing PIB^+ arms during star formation.

E. Synthesis and Characterization of Allyl-Telechelic Octa-arm Stars

Scheme 2 shows the steps involved in the synthesis. The stars were characterized by GPC and ^1H NMR spectroscopy. According to ^1H NMR evidence (Fig. 4) the arms were quantitatively functionalized with allyl groups. The end-functionality of the stars was calculated by comparing the integrated peak area of the core protons (aromatic ($\delta = 6.82$ ppm), $-\text{CH}_2-$ ($\delta = 4.0$ ppm)) and chain end allyl protons ($-\text{CH}_2-$ ($\delta = 2.0$ ppm), $-\text{CH}=\text{C}$ ($\delta = 5.8$ ppm), $=\text{CH}_2$ ($\delta = 5.1$ ppm)), and was found to be 8.1, after correcting for the presence of $\sim 10\%$ linear contaminant. Quantitative allyl-functionalization is direct proof for the formation of the sought octa-arm stars. Molecular characteristics of two representative samples are summarized in Table 1.



Scheme 2. Outline of the Synthesis of Allyl-Telechelic Octa-Arm Stars

Table 1. Molecular characteristics of two select allyl functionalized octa-arm PIB stars*.

Initiator 1 mol x 10 ⁻⁵	Star molecular weight, g/mol x 10 ⁴				Arm molecular weight, ^{***} g/mol x 10 ⁻³		End Functionality of Star ^{****}	
	Observed** $\overline{M}_n(\text{LLS})$	$\overline{M}_w(\text{LLS})$	Calculated $\overline{M}_n(\text{LLS})$	$\overline{M}_w/\overline{M}_n$	Obsd $\overline{M}_n(\text{LLS})$	Calculated \overline{M}_n	Obsd	Corrected [†]
3.52	5.36	5.77	4.94	1.08	6.7	6.2	9	8.1
3.19	9.79	11.1	8.78	1.13	12.2	11.0	8.9	8

* Synthesis conditions: For the conc. Of initiating sites the numbers in column 1 should be multiplied by 8 (i.e., by the number of potential initiating sites); $[\text{BCl}_3] = 3 \times (1 \times 8)$; $[\text{TiCl}_4] = 8 \times (1 \times 8)$; $[\text{DMA}] = 2 \times (1 \times 8)$; $[\text{DtBP}] = 1.03 \times 10^{-2} \text{ M}$; $[\text{ATMS}] = 100 \times (1 \times 8)$; -80°C ; Stage I(60 min), Stage II (20 min); Stirring with ATMS 60 min; Volume of solvents = 25 mL; Conversions ~95%.

** Calculated by Astra 4.0; $\overline{M}_n(\text{LLS})$ data are meaningful since the molecular weight distribution are narrow

*** Calculated assuming arm number = 8

**** Calculated from ¹H NMR spectroscopy data of virgin samples

[†] Assuming the presence of ~10% linear contaminant

Conclusions

A core-first method was used to prepare *tert*-Cl and allyl end-functionalized octa-arm PIB stars. Characterization research indicated the expected structure and close to quantitative end-functionalization.

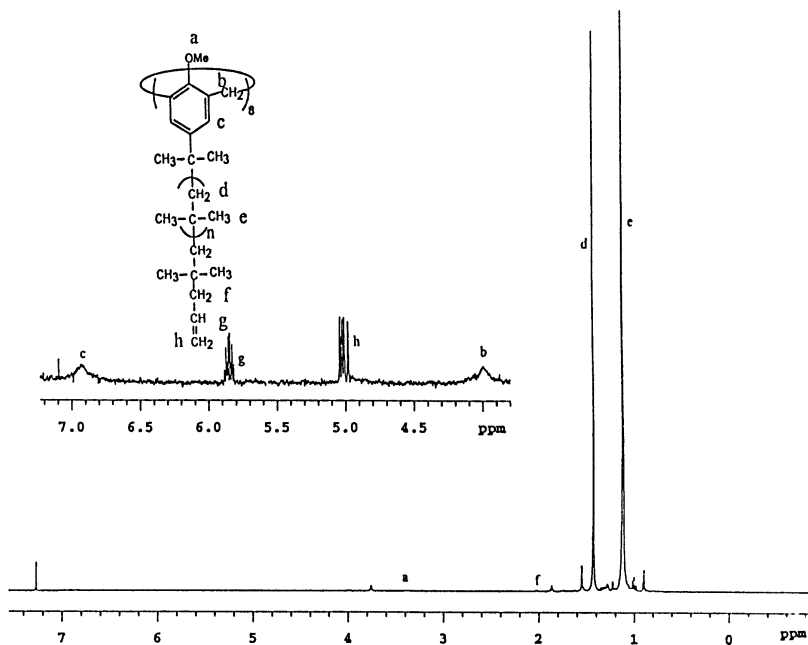


Fig. 4. ^1H NMR (600 MHz) spectrum of allyl end-capped octa-arm PIB star ($\bar{M}_w = 11.0 \times 10^4$ g/mol) containing a calix[8]arene core.

Acknowledgement

This material is based on work supported by the NSF under Grant DMR-94-23202. We acknowledge the cooperation of The NMR Center, Dept. of Chemistry, The University of Akron, and the help of Dr. Dale Ray, Dr. Zhengjie Pi and Mrs. Melissa Sherman for recording the high resolution ^1H NMR spectra.

References

1. S. Jacob, I. Majoros and J. P. Kennedy, Polym. Mat. Sci. Eng., in press, and earlier papers in this series.
2. S. Jacob, I. Majoros and J. P. Kennedy, *Macromolecules* 29, 8631 (1996).
3. S. Jacob, I. Majoros and J. P. Kennedy, *Polym. Mat. Sci. Eng.* 76, 298 (1997)
4. L. Wilczek and J. P. Kennedy, *J. Polym. Sci.: Part A: Polym. Chem.* 25, 3255 (1987).
5. C. D. Gutsche and L. J. Bauer, *J. Am. Chem. Soc.* 107, 6059 (1985).
6. C. Chen, J. Si and J. P. Kennedy, *J. M. S. Pure Appl. Chem.*, A29(8), 669 (1992).
7. T. Perneckner and J. P. Kennedy, *Poym. Bull.* 33, 13 (1994).
8. J. Si and J. P. Kennedy, *J. Polym. Sci.: Part A: Polym. Chem.* 32, 2011 (1994).
9. J. P. Kennedy and B. Ivan, *Designed Polymers by Carbocationic Macromolecular Engineering: Theory and Practice*, Hanser Pub., Munich, 1992.